



**Major Road:** WEST SAANICH RD  
**Minor Road:** PROSPECT LAKE RD  
**Municipality:** District of Saanich  
**File Name:** West Saanich Rd and Prospect Lake Rd - March 2024  
**Location #:** TIN001405  
**Count ID:** 2024037  
**Date:** March 6, 2024  
**Day-of-week:** Wednesday

**Intersection Type:** 4-leg  
**Signalized:** Yes  
**Weather:** Rain in AM, Cloudy, 4°

**Vehicle Classification:** Car, Trucks, Pedestrian, Bikes

Time of Day	Start	End	Duration
AM	7:30	9:30	2:00
MD	-	-	-
PM	14:00	18:00	4:00
<b>Total</b>	7:30	18:00	6:00

**Notes**

**Comments**

West Saanich Rd and Prospect Lake Rd - TMC

Wed Mar 6, 2024

Full Length (7:30 AM-9:30 AM, 2 PM-6 PM)

All Classes (Motorcycles, Lights, Single-Unit Trucks, Articulated Trucks, Buses, Pedestrians, Bicycles on Road, Bicycles on Crosswalk)

All Movements

ID: 1165215, Location: 48.524058, -123.431144, Site Code:

TIN001405



**McElhanney**

Provided by: McElhanney Kamloops  
970 McMaster Way, 310, Kamloops, BC, V2C 6K2, CA

Leg Direction	West Saanich Rd Eastbound					West Saanich Rd Westbound					Prospect Lake Rd Northbound					Spartan Rd Southbound					Int		
	L	T	R	U	App	L	T	R	U	App	L	T	R	U	App	L	T	R	U	App			
2024-03-06 7:30AM	4	105	7	0	116	5	65	1	0	71	18	8	13	0	39	1	1	0	3	0	4	1	230
7:45AM	3	122	5	0	130	6	84	5	0	95	11	7	15	0	33	1	6	5	3	0	14	0	272
Hourly Total	7	227	12	0	246	11	149	6	0	166	29	15	28	0	72	2	7	5	6	0	18	1	502
8:00AM	2	114	2	0	118	8	79	4	0	91	24	5	13	0	42	1	0	1	2	0	3	0	254
8:15AM	1	101	20	0	122	20	61	3	0	84	25	16	27	0	68	3	2	6	1	0	9	0	283
8:30AM	4	101	16	0	121	27	62	5	0	94	25	10	37	0	72	1	7	11	2	0	20	1	307
8:45AM	5	105	5	0	115	15	79	4	0	98	18	9	17	0	44	7	7	3	8	0	18	0	275
Hourly Total	12	421	43	0	476	70	281	16	0	367	92	40	94	0	226	12	16	21	13	0	50	1	1119
9:00AM	5	80	2	0	87	9	78	8	0	95	7	7	5	0	19	1	5	3	3	0	11	0	212
9:15AM	8	86	9	0	103	6	69	7	0	82	7	5	1	0	13	2	9	5	3	0	17	0	215
Hourly Total	13	166	11	0	190	15	147	15	0	177	14	12	6	0	32	3	14	8	6	0	28	0	427
2:00PM	4	86	14	0	104	6	83	6	0	95	5	2	12	0	19	2	5	6	0	0	11	0	229
2:15PM	4	104	11	0	119	12	103	4	0	119	8	0	6	0	14	0	6	9	2	0	17	2	269
2:30PM	2	94	17	0	113	20	86	8	0	114	7	2	6	0	15	2	9	12	2	0	23	1	265
2:45PM	3	107	25	0	135	21	83	6	0	110	11	10	30	0	51	6	6	8	7	0	21	0	317
Hourly Total	13	391	67	0	471	59	355	24	0	438	31	14	54	0	99	10	26	35	11	0	72	3	1080
3:00PM	4	104	15	0	123	14	105	4	0	123	10	12	20	0	42	4	9	14	5	0	28	0	316
3:15PM	8	96	25	0	129	16	102	5	0	123	11	4	6	0	21	0	12	14	8	0	34	5	307
3:30PM	7	98	31	0	136	18	115	5	0	138	8	4	9	0	21	3	9	12	6	0	27	0	322
3:45PM	2	109	40	0	151	11	124	7	0	142	12	4	10	0	26	4	5	6	5	0	16	0	335
Hourly Total	21	407	111	0	539	59	446	21	0	526	41	24	45	0	110	11	35	46	24	0	105	5	1280
4:00PM	5	112	18	0	135	8	110	5	0	123	7	2	10	0	19	0	8	10	5	0	23	0	300
4:15PM	4	84	23	0	111	15	128	1	0	144	11	4	3	0	18	0	11	19	3	0	33	0	306
4:30PM	1	102	34	0	137	10	147	9	0	166	11	3	11	0	25	1	4	10	4	0	18	0	346
4:45PM	6	129	35	0	170	11	100	6	0	117	12	2	9	0	23	2	4	7	1	0	12	0	322
Hourly Total	16	427	110	0	553	44	485	21	0	550	41	11	33	0	85	3	27	46	13	0	86	0	1274
5:00PM	1	103	21	0	125	10	97	7	0	114	16	2	12	0	30	2	5	7	4	0	16	0	285
5:15PM	1	96	17	0	114	14	104	4	0	122	9	1	4	0	14	1	3	7	5	0	15	0	265
5:30PM	0	66	7	0	73	6	94	6	0	106	11	0	2	0	13	2	2	5	4	0	11	0	203
5:45PM	6	63	6	0	75	7	79	0	0	86	5	3	6	0	14	1	2	3	2	0	7	0	182
Hourly Total	8	328	51	0	387	37	374	17	0	428	41	6	24	0	71	6	12	22	15	0	49	0	935
<b>Total</b>	90	2367	405	0	2862	295	2237	120	0	2652	289	122	284	0	695	47	137	183	88	0	408	10	6617
<b>% Approach</b>	3.1%	82.7%	14.2%	0%	-	11.1%	84.4%	4.5%	0%	-	41.6%	17.6%	40.9%	0%	-	-	33.6%	44.9%	21.6%	0%	-	-	-
<b>% Total</b>	1.4%	35.8%	6.1%	0%	43.3%	4.5%	33.8%	1.8%	0%	40.1%	4.4%	1.8%	4.3%	0%	10.5%	-	2.1%	2.8%	1.3%	0%	6.2%	-	-
<b>Motorcycles</b>	0	5	0	0	5	0	3	0	0	3	0	1	0	0	1	-	0	0	0	0	0	0	9
<b>% Motorcycles</b>	0%	0.2%	0%	0%	0.2%	0%	0.1%	0%	0%	0.1%	0%	0.8%	0%	0%	0.1%	-	0%	0%	0%	0%	0%	0%	0.1%
<b>Lights</b>	90	2250	392	0	2732	290	2123	119	0	2532	282	117	276	0	675	-	136	179	86	0	401	-	6340
<b>% Lights</b>	100%	95.1%	96.8%	0%	95.5%	98.3%	94.9%	99.2%	0%	95.5%	97.6%	95.9%	97.2%	0%	97.1%	-	99.3%	97.8%	97.7%	0%	98.3%	-	95.8%
<b>Single-Unit Trucks</b>	0	86	6	0	92	1	78	0	0	79	2	2	1	0	5	-	1	2	1	0	4	-	180
<b>% Single-Unit Trucks</b>	0%	3.6%	1.5%	0%	3.2%	0.3%	3.5%	0%	0%	3.0%	0.7%	1.6%	0.4%	0%	0.7%	-	0.7%	1.1%	1.1%	0%	1.0%	-	2.7%
<b>Articulated Trucks</b>	0	9	0	0	9	1	13	0	0	14	0	0	1	0	1	-	0	0	1	0	1	-	25
<b>% Articulated Trucks</b>	0%	0.4%	0%	0%	0.3%	0.3%	0.6%	0%	0%	0.5%	0%	0%	0.4%	0%	0.1%	-	0%	0%	1.1%	0%	0.2%	-	0.4%
<b>Buses</b>	0	16	5	0	21	3	15	0	0	18	4	2	4	0	10	-	0	2	0	0	2	-	51
<b>% Buses</b>	0%	0.7%	1.2%	0%	0.7%	1.0%	0.7%	0%	0%	0.7%	1.4%	1.6%	1.4%	0%	1.4%	-	0%	1.1%	0%	0%	0.5%	-	0.8%
<b>Bicycles on Road</b>	0	1	2	0	3	0	5	1	0	6	1	0	2	0	3	-	0	0	0	0	0	-	12
<b>% Bicycles on Road</b>	0%	0%	0.5%	0%	0.1%	0%	0.2%	0.8%	0%	0.2%	0.3%	0%	0.7%	0%	0.4%	-	0%	0%	0%	0%	0%	-	0.2%
<b>Pedestrians</b>	-	-	-	-	-	-	-	-	-	-	-	-	-	-	-	40	-	-	-	-	-	10	-
<b>% Pedestrians</b>	-	-	-	-	-	-	-	-	-	-	-	-	-	-	-	85.1%	-	-	-	-	-	100%	-
<b>Bicycles on Crosswalk</b>	-	-	-	-	-	-	-	-	-	-	-	-	-	-	-	7	-	-	-	-	-	0	-
<b>% Bicycles on Crosswalk</b>	-	-	-	-	-	-	-	-	-	-	-	-	-	-	-	14.9%	-	-	-	-	-	0%	-

\*Pedestrians and Bicycles on Crosswalk. L: Left, R: Right, T: Thru, U: U-Turn

**West Saanich Rd and Prospect Lake Rd - TMC**

Wed Mar 6, 2024

Full Length (7:30 AM-9:30 AM, 2 PM-6 PM)

All Classes (Motorcycles, Lights, Single-Unit Trucks, Articulated Trucks, Buses, Pedestrians, Bicycles on Road, Bicycles on Crosswalk)

All Movements

ID: 1165215, Location: 48.524058, -123.431144,

Site Code: TIN001405



**McElhanney**

Provided by: McElhanney Kamloops  
970 McMaster Way, 310, Kamloops, BC, V2C 6K2, CA

**[N] Sparton Rd**


Total: 740

In: 408 Out: 332

88  
183  
137

6 4

**[W] West Saanich Rd**  
Total: 5476  
In: 2862 Out: 2614



**[E] West Saanich Rd**  
Out: 2788 In: 2652  
Total: 5440

Out: 883 In: 695  
Total: 1578  
**[S] Prospect Lake Rd**

West Saanich Rd and Prospect Lake Rd - TMC

Wed Mar 6, 2024

AM Peak (8 AM - 9 AM)

All Classes (Motorcycles, Lights, Single-Unit Trucks, Articulated Trucks, Buses, Pedestrians, Bicycles on Road, Bicycles on Crosswalk)

All Movements

ID: 1165215, Location: 48.524058, -123.431144, Site Code:

TIN001405



**McElhanney**

Provided by: McElhanney Kamloops  
970 McMaster Way, 310, Kamloops, BC, V2C 6K2, CA

Leg Direction	West Saanich Rd Eastbound						West Saanich Rd Westbound						Prospect Lake Rd Northbound						Sparton Rd Southbound						
Time	L	T	R	U	App	Ped*	L	T	R	U	App	Ped*	L	T	R	U	App	Ped*	L	T	R	U	App	Ped*	Int
2024-03-06 8:00AM	2	114	2	0	118	0	8	79	4	0	91	0	24	5	13	0	42	1	0	1	2	0	3	0	254
8:15AM	1	101	20	0	122	0	20	61	3	0	84	2	25	16	27	0	68	3	2	6	1	0	9	0	283
8:30AM	4	101	16	0	121	0	27	62	5	0	94	2	25	10	37	0	72	1	7	11	2	0	20	1	307
8:45AM	5	105	5	0	115	1	15	79	4	0	98	0	18	9	17	0	44	7	7	3	8	0	18	0	275
<b>Total</b>	12	421	43	0	476	1	70	281	16	0	367	4	92	40	94	0	226	12	16	21	13	0	50	1	1119
<b>% Approach</b>	2.5%	88.4%	9.0%	0%	-	-	19.1%	76.6%	4.4%	0%	-	-	40.7%	17.7%	41.6%	0%	-	-	32.0%	42.0%	26.0%	0%	-	-	-
<b>% Total</b>	1.1%	37.6%	3.8%	0%	42.5%	-	6.3%	25.1%	1.4%	0%	32.8%	-	8.2%	3.6%	8.4%	0%	20.2%	-	1.4%	1.9%	1.2%	0%	4.5%	-	-
<b>PHF</b>	0.600	0.923	0.538	-	0.975	-	0.648	0.889	0.800	-	0.936	-	0.920	0.625	0.635	-	0.785	-	0.571	0.477	0.406	-	0.625	-	0.911
<b>Motorcycles</b>	0	2	0	0	2	-	0	0	0	0	0	-	0	0	0	0	0	-	0	0	0	0	0	-	2
<b>% Motorcycles</b>	0%	0.5%	0%	0%	0.4%	-	0%	0%	0%	0%	0%	-	0%	0%	0%	0%	0%	-	0%	0%	0%	0%	0%	-	0.2%
<b>Lights</b>	12	403	41	0	456	-	68	262	16	0	346	-	90	38	91	0	219	-	15	21	13	0	49	-	1070
<b>% Lights</b>	100%	95.7%	95.3%	0%	95.8%	-	97.1%	93.2%	100%	0%	94.3%	-	97.8%	95.0%	96.8%	0%	96.9%	-	93.8%	100%	100%	0%	98.0%	-	95.6%
<b>Single-Unit Trucks</b>	0	11	0	0	11	-	0	17	0	0	17	-	1	1	0	0	2	-	1	0	0	0	1	-	31
<b>% Single-Unit Trucks</b>	0%	2.6%	0%	0%	2.3%	-	0%	6.0%	0%	0%	4.6%	-	1.1%	2.5%	0%	0%	0.9%	-	6.3%	0%	0%	0%	2.0%	-	2.8%
<b>Articulated Trucks</b>	0	1	0	0	1	-	0	2	0	0	2	-	0	0	1	0	1	-	0	0	0	0	0	-	4
<b>% Articulated Trucks</b>	0%	0.2%	0%	0%	0.2%	-	0%	0.7%	0%	0%	0.5%	-	0%	0%	1.1%	0%	0.4%	-	0%	0%	0%	0%	0%	-	0.4%
<b>Buses</b>	0	4	2	0	6	-	2	0	0	0	2	-	1	1	2	0	4	-	0	0	0	0	0	-	12
<b>% Buses</b>	0%	1.0%	4.7%	0%	1.3%	-	2.9%	0%	0%	0%	0.5%	-	1.1%	2.5%	2.1%	0%	1.8%	-	0%	0%	0%	0%	0%	-	1.1%
<b>Bicycles on Road</b>	0	0	0	0	0	-	0	0	0	0	0	-	0	0	0	0	0	-	0	0	0	0	0	-	0
<b>% Bicycles on Road</b>	0%	0%	0%	0%	0%	-	0%	0%	0%	0%	0%	-	0%	0%	0%	0%	0%	-	0%	0%	0%	0%	0%	-	0%
<b>Pedestrians</b>	-	-	-	-	-	1	-	-	-	-	-	4	-	-	-	-	-	11	-	-	-	-	-	1	
<b>% Pedestrians</b>	-	-	-	-	-	100%	-	-	-	-	-	100%	-	-	-	-	-	91.7%	-	-	-	-	-	100%	
<b>Bicycles on Crosswalk</b>	-	-	-	-	-	0	-	-	-	-	-	0	-	-	-	-	-	1	-	-	-	-	-	0	
<b>% Bicycles on Crosswalk</b>	-	-	-	-	-	0%	-	-	-	-	-	0%	-	-	-	-	-	8.3%	-	-	-	-	-	0%	

\*Pedestrians and Bicycles on Crosswalk. L: Left, R: Right, T: Thru, U: U-Turn

West Saanich Rd and Prospect Lake Rd - TMC

Wed Mar 6, 2024

AM Peak (8 AM - 9 AM)

All Classes (Motorcycles, Lights, Single-Unit Trucks, Articulated Trucks, Buses, Pedestrians, Bicycles on Road, Bicycles on Crosswalk)

All Movements

ID: 1165215, Location: 48.524058, -123.431144,

Site Code: TIN001405



McElhanney

Provided by: McElhanney Kamloops  
970 McMaster Way, 310, Kamloops, BC, V2C 6K2, CA

[N] Sparton Rd

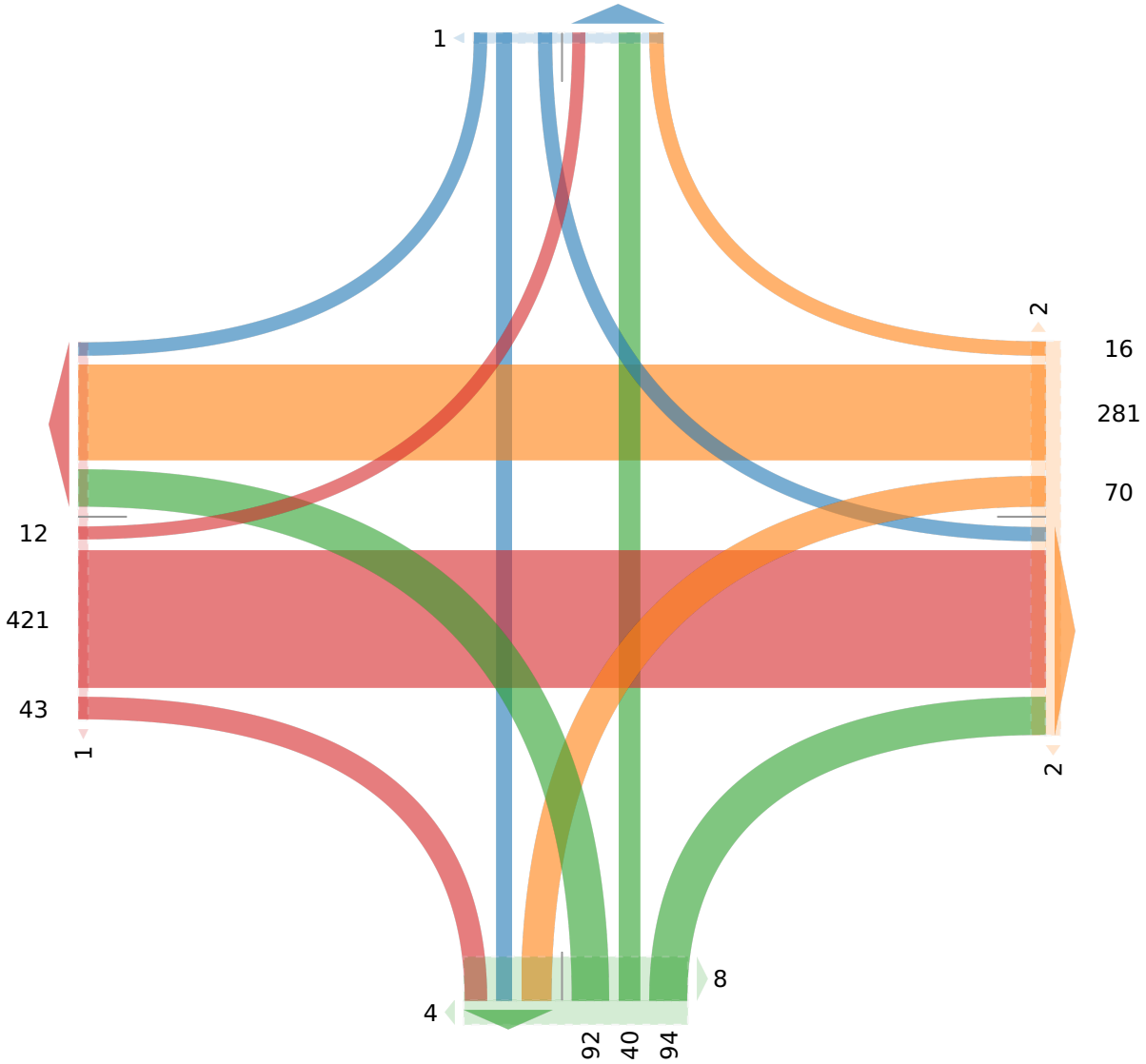
Total: 118

In: 50 Out: 68

13 21 16

[W] West Saanich Rd

Total: 862  
In: 476 Out: 386



Out: 134 In: 226  
Total: 360  
[S] Prospect Lake Rd

West Saanich Rd and Prospect Lake Rd - TMC

Wed Mar 6, 2024

PM Peak (3:45 PM - 4:45 PM) - Overall Peak Hour

All Classes (Motorcycles, Lights, Single-Unit Trucks, Articulated Trucks, Buses, Pedestrians, Bicycles on Road, Bicycles on Crosswalk)

All Movements

ID: 1165215, Location: 48.524058, -123.431144, Site Code: TIN001405



**McElhanney**

Provided by: McElhanney Kamloops  
970 McMaster Way, 310, Kamloops, BC, V2C 6K2, CA

Leg Direction	West Saanich Rd Eastbound						West Saanich Rd Westbound						Prospect Lake Rd Northbound						Sparton Rd Southbound						
Time	L	T	R	U	App	Ped*	L	T	R	U	App	Ped*	L	T	R	U	App	Ped*	L	T	R	U	App	Ped*	Int
2024-03-06 3:45PM	2	109	40	0	151	0	11	124	7	0	142	3	12	4	10	0	26	4	5	6	5	0	16	0	335
4:00PM	5	112	18	0	135	0	8	110	5	0	123	1	7	2	10	0	19	0	8	10	5	0	23	0	300
4:15PM	4	84	23	0	111	0	15	128	1	0	144	1	11	4	3	0	18	0	11	19	3	0	33	0	306
4:30PM	1	102	34	0	137	0	10	147	9	0	166	0	11	3	11	0	25	1	4	10	4	0	18	0	346
<b>Total</b>	12	407	115	0	534	0	44	509	22	0	575	5	41	13	34	0	88	5	28	45	17	0	90	0	1287
<b>% Approach</b>	2.2%	76.2%	21.5%	0%	-	-	7.7%	88.5%	3.8%	0%	-	-	46.6%	14.8%	38.6%	0%	-	-	31.1%	50.0%	18.9%	0%	-	-	-
<b>% Total</b>	0.9%	31.6%	8.9%	0%	41.5%	-	3.4%	39.5%	1.7%	0%	44.7%	-	3.2%	1.0%	2.6%	0%	6.8%	-	2.2%	3.5%	1.3%	0%	7.0%	-	-
<b>PHF</b>	0.600	0.908	0.719	-	0.884	-	0.733	0.866	0.611	-	0.867	-	0.854	0.813	0.750	-	0.870	-	0.636	0.592	0.850	-	0.682	-	0.930
<b>Motorcycles</b>	0	1	0	0	1	-	0	1	0	0	1	-	0	0	0	0	0	-	0	0	0	0	0	-	2
<b>% Motorcycles</b>	0%	0.2%	0%	0%	0.2%	-	0%	0.2%	0%	0%	0.2%	-	0%	0%	0%	0%	0%	-	0%	0%	0%	0%	0%	-	0.2%
<b>Lights</b>	12	391	112	0	515	-	44	486	22	0	552	-	38	13	33	0	84	-	28	42	16	0	86	-	1237
<b>% Lights</b>	100%	96.1%	97.4%	0%	96.4%	-	100%	95.5%	100%	0%	96.0%	-	92.7%	100%	97.1%	0%	95.5%	-	100%	93.3%	94.1%	0%	95.6%	-	96.1%
<b>Single-Unit Trucks</b>	0	12	2	0	14	-	0	9	0	0	9	-	1	0	0	0	1	-	0	2	0	0	2	-	26
<b>% Single-Unit Trucks</b>	0%	2.9%	1.7%	0%	2.6%	-	0%	1.8%	0%	0%	1.6%	-	2.4%	0%	0%	0%	1.1%	-	0%	4.4%	0%	0%	2.2%	-	2.0%
<b>Articulated Trucks</b>	0	1	0	0	1	-	0	3	0	0	3	-	0	0	0	0	0	-	0	0	1	0	1	-	5
<b>% Articulated Trucks</b>	0%	0.2%	0%	0%	0.2%	-	0%	0.6%	0%	0%	0.5%	-	0%	0%	0%	0%	0%	-	0%	0%	5.9%	0%	1.1%	-	0.4%
<b>Buses</b>	0	2	1	0	3	-	0	7	0	0	7	-	2	0	0	0	2	-	0	1	0	0	1	-	13
<b>% Buses</b>	0%	0.5%	0.9%	0%	0.6%	-	0%	1.4%	0%	0%	1.2%	-	4.9%	0%	0%	0%	2.3%	-	0%	2.2%	0%	0%	1.1%	-	1.0%
<b>Bicycles on Road</b>	0	0	0	0	0	-	0	3	0	0	3	-	0	0	1	0	1	-	0	0	0	0	0	-	4
<b>% Bicycles on Road</b>	0%	0%	0%	0%	0%	-	0%	0.6%	0%	0%	0.5%	-	0%	0%	2.9%	0%	1.1%	-	0%	0%	0%	0%	0%	-	0.3%
<b>Pedestrians</b>	-	-	-	-	-	0	-	-	-	-	-	5	-	-	-	-	-	2	-	-	-	-	-	0	
<b>% Pedestrians</b>	-	-	-	-	-	-	-	-	-	-	-	100%	-	-	-	-	-	40.0%	-	-	-	-	-	-	
<b>Bicycles on Crosswalk</b>	-	-	-	-	-	0	-	-	-	-	-	0	-	-	-	-	-	3	-	-	-	-	-	0	
<b>% Bicycles on Crosswalk</b>	-	-	-	-	-	-	-	-	-	-	-	0%	-	-	-	-	-	60.0%	-	-	-	-	-	-	

\*Pedestrians and Bicycles on Crosswalk. L: Left, R: Right, T: Thru, U: U-Turn

**West Saanich Rd and Prospect Lake Rd - TMC**

Wed Mar 6, 2024

PM Peak (3:45 PM - 4:45 PM) - Overall Peak Hour

All Classes (Motorcycles, Lights, Single-Unit Trucks, Articulated Trucks, Buses, Pedestrians, Bicycles on Road, Bicycles on Crosswalk)

All Movements

ID: 1165215, Location: 48.524058, -123.431144,

Site Code: TIN001405



**McElhanney**

Provided by: McElhanney Kamloops  
970 McMaster Way, 310, Kamloops, BC, V2C 6K2, CA

**[N] Sparton Rd**

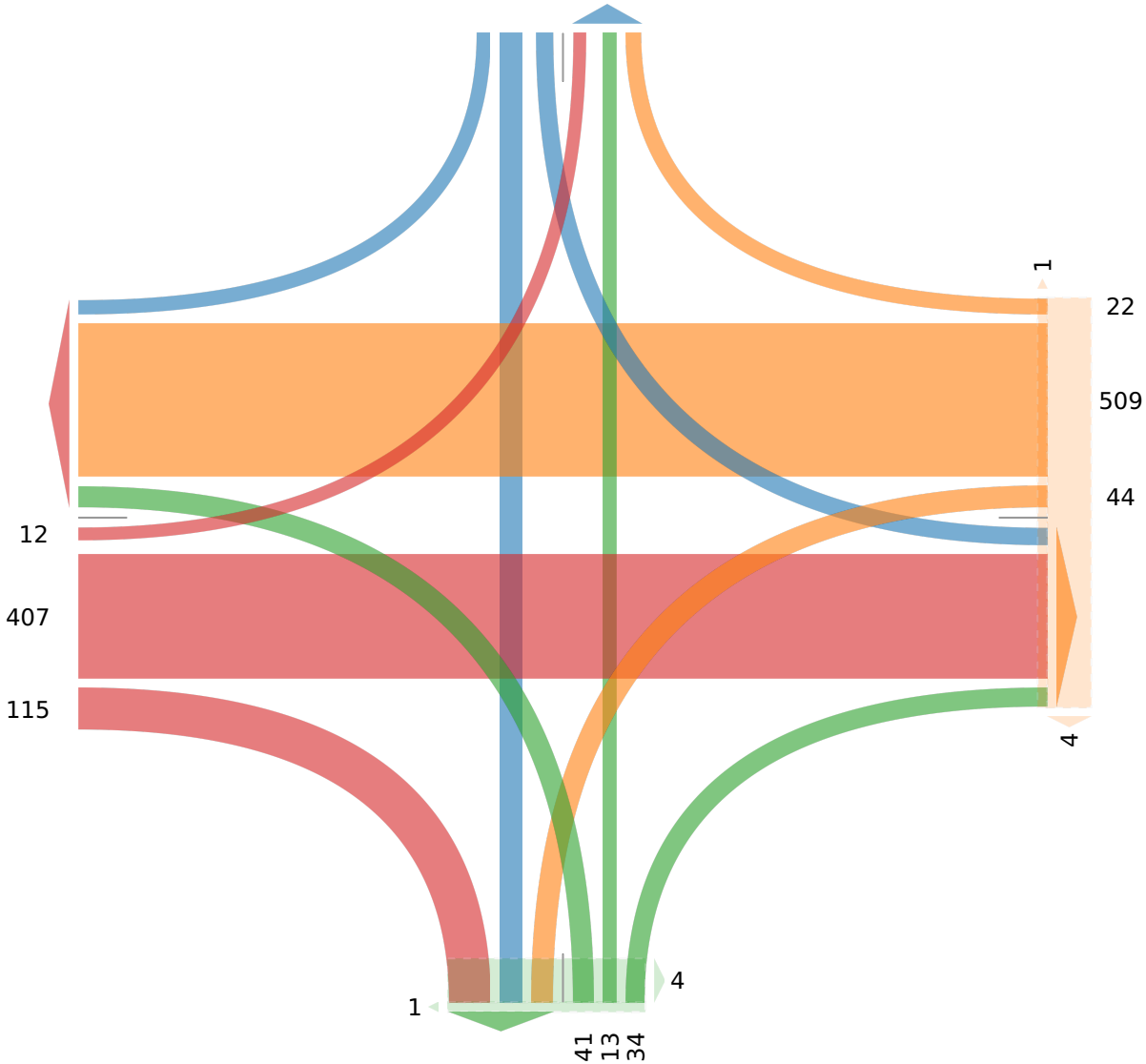
Total: 137

In: 90 Out: 47

17 45 28

**[W] West Saanich Rd**  
Total: 1101  
In: 534 Out: 567

**[E] West Saanich Rd**  
In: 575  
Total: 1044  
Out: 469



Out: 204 In: 88

Total: 292

**[S] Prospect Lake Rd**